
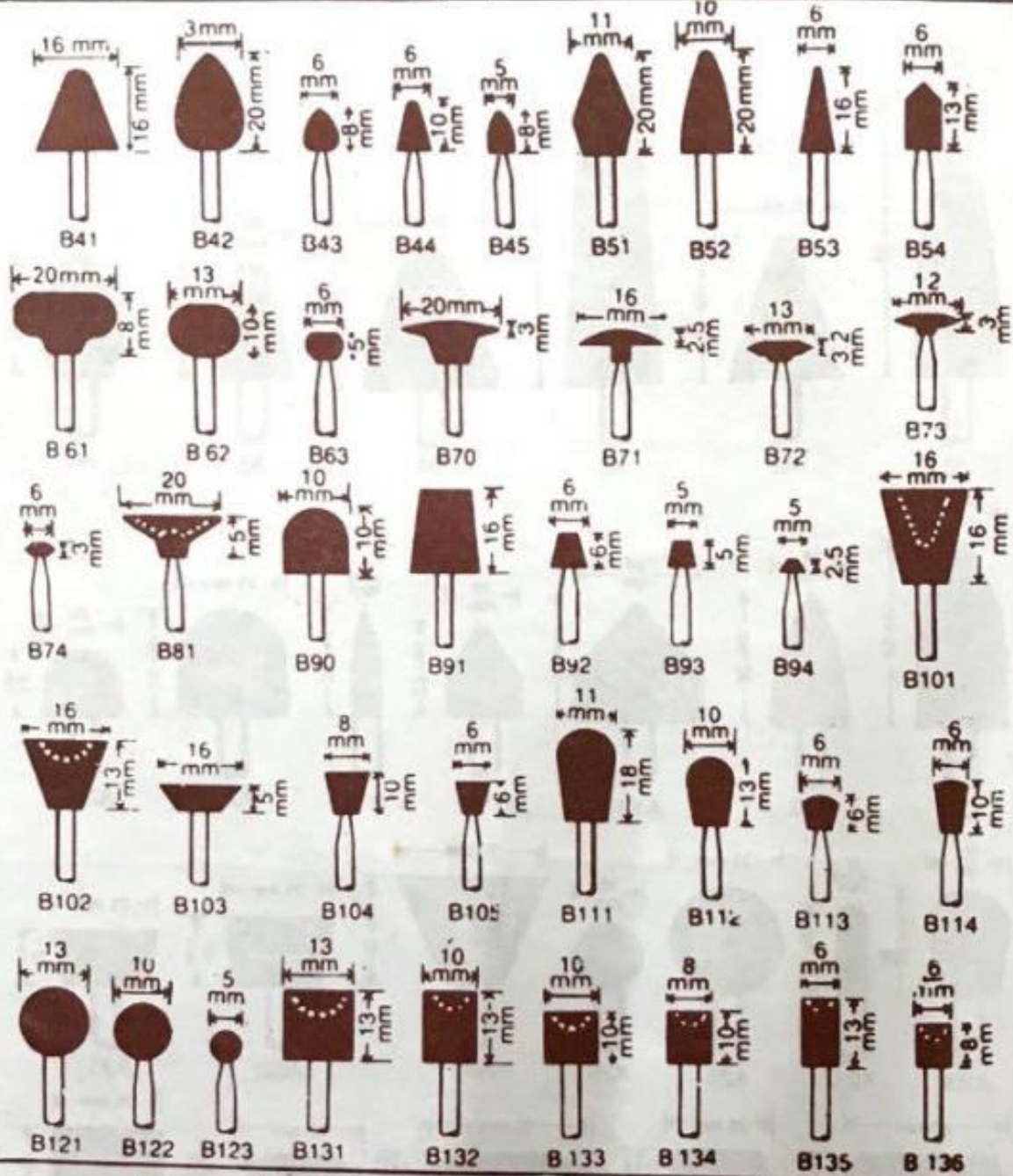


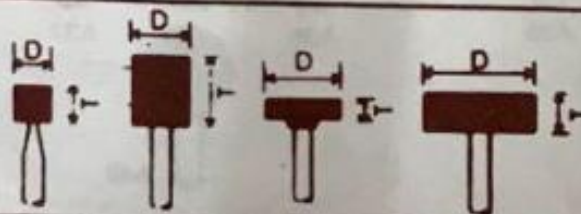
MOUNTED POINTS — 'A' SHAPES



MOUNTED POINTS — 'B' SHAPES



MOUNTED POINTS — 'W' SHAPES



Shape	Dia mm	Thick mm	Spindle Dia mm	LP Rs.
A-1	20	63	6 & 6.35	
A-2	25	32	6 & 6.35	
A-3	23	71	6 & 6.35	
A-4	32	32	6 & 6.35	
A-5	20	28	6 & 6.35	
A-6	20	28	6 & 6.35	
A-11	21	45	6 & 6.35	
A-12	18	32	6 & 6.35	
A-13	28	28	6 & 6.35	
A-14	18	23	6 & 6.35	
A-15	6	28	6 & 6.35	
A-21	25	25	6 & 6.35	
A-22	20	16	6 & 6.35	
A-23	20	25	6 & 6.35	
A-24	6	20	6 & 6.35	
A-25	25	25	6 & 6.35	
A-26	16	16	6 & 6.35	
A-31	35	25	6 & 6.35	
A-32	25	16	6 & 6.35	
A-33	25	13	6 & 6.35	
A-34	40	10	6 & 6.35	
A-35	25	10	6 & 6.35	
A-36	40	10	6 & 6.35	
A-37	32	6	6 & 6.35	
A-38	25	25	6 & 6.35	
A-39	20	20	6 & 6.35	
B-41	16	16	3 & 3.18	
B-42	13	20	3 & 3.18, 6 & 6.35	
B-43	6	8	3 & 3.18	
B-44	6	10	3 & 3.18	
B-45	5	8	3 & 3.18	
B-51	11	20	3 & 3.18, 6 & 6.35	
B-52	10	20	3 & 3.18, 6 & 6.35	
B-53	6	16	3 & 3.18	
B-54	6	13	3 & 3.18	
B-61	20	8	3 & 3.18	
B-62	13	10	3 & 3.18, 6 & 6.35	
B-63	6	5	3 & 3.18	
B-70	20	3	6 & 6.35	
B-71	16	2.5	3 & 3.18	
B-72	13	3.2	3 & 3.18	
B-73	13	3.2	3 & 3.18	
B-81	20	5	3 & 3.18	
B-91	13	16	3 & 3.18, 6 & 6.35	
B-92	6	6	3 & 3.18	
B-93	5	5	3 & 3.18	
B-102	16	13	3 & 3.18	
B-103	16	5	3 & 3.18, 6 & 6.35	
B-104	8	10	3 & 3.18	
B-105	6	6	3 & 3.18	
B-111	11	18	3 & 3.18, 6 & 6.35	
B-112	10	13	3 & 3.18	
B-113	6	6	3 & 3.18	
B-121	13	13	3 & 3.18, 6 & 6.35	
B-122	10	10	3 & 3.18, 6 & 6.35	
B-123	5	5	3 & 3.18	
B-131	13	13	3 & 3.18, 6 & 6.35	
B-132	10	13	3 & 3.18, 6 & 6.35	
B-133	10	10	3 & 3.18	
B-134	8	10	3 & 3.18	
B-135	6	13	3 & 3.18	
B-136	6	8	3 & 3.18	

Shape	Dia mm	Thick mm	Spindle Dia mm	LP Rs.
W-152	5	6	3 & 3.18	
W-153	5	10	3 & 3.18	
W-154	5	13	3 & 3.18	
W-160	6	6	3 & 3.18, 6 & 6.35	
W-162	6	10	3 & 3.18, 6 & 6.35	
W-163	6	13	3 & 3.18, 6 & 6.35	
W-164	6	20	3 & 3.18, 6 & 6.35	
W-167	8	6	3 & 3.18, 6 & 6.35	
W-170	8	13	3 & 3.18, 6 & 6.35	
W-174	10	6	3 & 3.18, 6 & 6.35	
W-175	10	10	3 & 3.18, 6 & 6.35	
W-176	10	13	3 & 3.18, 6 & 6.35	
W-177	10	20	3 & 3.18, 6 & 6.35	
W-178	10	25	3 & 3.18, 6 & 6.35	
W-179	10	32	3 & 3.18, 6 & 6.35	
W-183	13	6	3 & 3.18, 6 & 6.35	
W-184	13	10	3 & 3.18, 6 & 6.35	
W-185	13	13	3 & 3.18, 6 & 6.35	
W-186	13	20	3 & 3.18, 6 & 6.35	
W-187	13	25	3 & 3.18, 6 & 6.35	
W-188	13	40	3 & 3.18, 6 & 6.35	
W-189	13	50	3 & 3.18, 6 & 6.35	
W-192	16	6	3 & 3.18, 6 & 6.35	
W-193	16	10	3 & 3.18, 6 & 6.35	
W-194	16	13	3 & 3.18, 6 & 6.35	
W-195	16	20	3 & 3.18, 6 & 6.35	
W-196	16	25	3 & 3.18, 6 & 6.35	
W-197	16	50	3 & 3.18, 6 & 6.35	
W-200	20	3.2	3 & 3.18, 6 & 6.35	
W-201	20	6	3 & 3.18, 6 & 6.35	
W-202	20	10	3 & 3.18, 6 & 6.35	
W-203	20	13	3 & 3.18, 6 & 6.35	
W-204	20	20	3 & 3.18, 6 & 6.35	
W-205	20	25	3 & 3.18, 6 & 6.35	
W-208	20	50	3 & 3.18, 6 & 6.35	
W-209	20	63	3 & 3.18, 6 & 6.35	
W-212	22	6	3 & 3.18, 6 & 6.35	
W-215	25	32	3 & 3.18, 6 & 6.35	
W-216	25	6	3 & 3.18, 6 & 6.35	
W-217	25	10	3 & 3.18, 6 & 6.35	
W-218	25	13	3 & 3.18, 6 & 6.35	
W-219	25	20	3 & 3.18, 6 & 6.35	
W-220	25	25	3 & 3.18, 6 & 6.35	
W-225	32	6	3 & 3.18, 6 & 6.35	
W-226	32	10	3 & 3.18, 6 & 6.35	
W-227	32	13	3 & 3.18, 6 & 6.35	
W-228	32	20	3 & 3.18, 6 & 6.35	
W-230	32	32	3 & 3.18, 6 & 6.35	
W-232	32	50	3 & 3.18, 6 & 6.35	
W-235	40	6	3 & 3.18, 6 & 6.35	
W-236	40	13	3 & 3.18, 6 & 6.35	
W-237	40	25	3 & 3.18, 6 & 6.35	
W-238	40	40	3 & 3.18, 6 & 6.35	

Standard Spindle Length is 40mm. Special Spindles if required will be charged extra.